

# BCZ

## Grille for circular ducts



Diffusion

Components  
for perfect air  
distribution in HVAC  
systems



### Product

BCZ

### Application

Circular duct, supply and return  
Installation height: 2.5 - 3.5 m

### Construction

Galvanised steel, or painted RAL 9010, RAL 9016,  
RAL 7035. Stainless steel AISI 304 constructions available on  
request in 2B or BA finishes

### SPECIFICATION

Curved grille for circular ducts

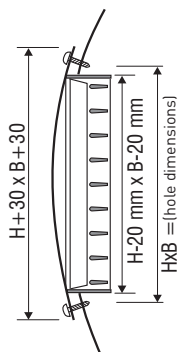
### MOUNTING

Front screw mounting

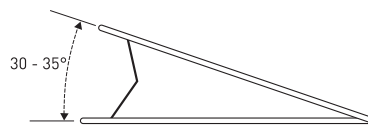
### ACCESSORIES

KSEL Galvanized steel balancing damper with  
opposed-blade movement.  
SB Flag damper

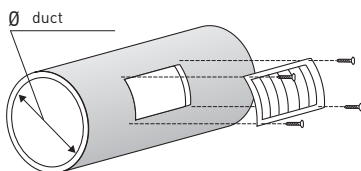

### DRAWINGS



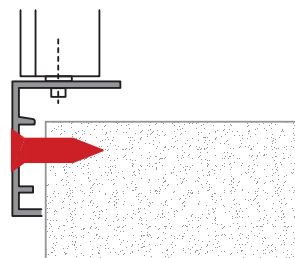
BCZ



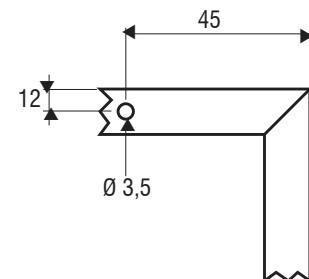
SB



APPLICATION



Standard  
SCREW MOUNTING







HOLES

# BCZ

Grille for circular ducts

## INSTALLATION DUCT DIMENSIONS

 BxH mm	Ø Duct mm	 BxH mm	Ø Duct mm	 BxH mm	Ø Duct mm	 BxH mm	Ø Duct mm
200x75		200x100		300x150		400x200	
300x75		300x100		400x150	500	500x200	900
400x75	150	400x100	300	500x150	600	600x200	1000
500x75	200	500x100	350	600x150	700	*800x200	1100
600x75	250	600x100	400	*800x150	800	*1000x200	1200
800x75		*800x100	450	*1000x150			
		*1000x100					

• Intermediate reinforcement

## SELECTION TABLE

BCZ Model	A <sub>k</sub> m <sup>2</sup>	Q [m <sup>3</sup> /h]		L <sub>WA</sub> [dB(A)]		X <sub>(0,25)</sub> [m]		Dpt [Pa]	
		min	max	min	max	min	max	min	max
200x75	0,007275	70	135	-	37	2	2,8	5	20
300x75	0,011775	100	220	-	38	2,3	3,3	5	20
400x75	0,016575	150	300	-	40	2,5	3,7	5	20
500x75	0,216750	200	400	-	40	2,7	4,2	5	20
600x75	0,026925	250	500	20	41	3	4,6	5	20
800x75	0,038025	370	730	22	42	3,4	5,4	5	20
200x100	0,0097	90	180	-	38	2,6	3,5	5	20
300x100	0,0157	140	290	-	40	2,8	4,0	5	20
400x100	0,0221	200	400	-	40	3,1	4,4	5	20
500x100	0,0289	270	530	-	41	3,3	4,9	5	20
600x100	0,0359	330	660	20	42	3,5	5,3	5	20
800x100	0,0507	470	930	22	43	3,9	6,1	5	20
1000x100	0,0662	610	1210	22	44	4,2	6,7	5	20
300x150	0,0255	230	470	-	41	3,2	4,7	5	20
400x150	0,0359	330	660	20	42	3,5	5,3	5	20
500x150	0,0469	430	860	21	43	3,8	5,9	5	20
600x150	0,0584	540	1070	22	44	4,1	6,4	5	20
800x150	0,0823	760	1500	23	45	4,6	7,3	5	20
1000x150	0,1074	990	1960	24	45	5,0	8,2	5	20
400x200	0,0507	470	930	22	43	3,9	6,1	5	20
500x200	0,0662	610	1210	22	44	4,2	6,7	5	20
600x200	0,0823	760	1500	23	45	4,6	7,3	5	20
800x200	0,1161	1060	2120	24	46	5,1	8,5	5	20
1000x200	0,1515	1390	2770	25	47	5,7	9,6	5	20



# Diffusion

Components  
for perfect air  
distribution in HVAC  
systems

## QUICK SELECTION CHART

