


GRA25FC

Filter-holding return grille



Diffusion

Components
for perfect air
distribution in HVAC
systems



Product

GRA25FC

Application

Wall mounted, return

Construction

Aluminium grille, galvanised steel counter-frame
GRB25FC White filter holder grille RAL 9016

SPECIFICATION

Return grille with 45° inclined fixed blades pitch 25 mm, filter holder with hinge for ceiling installation, with 12 mm thick filter (on request).

Used for extraction

On request, grilles can be fitted with a rear guide that allows

housing and filter replacement by sliding it

MOUNTING

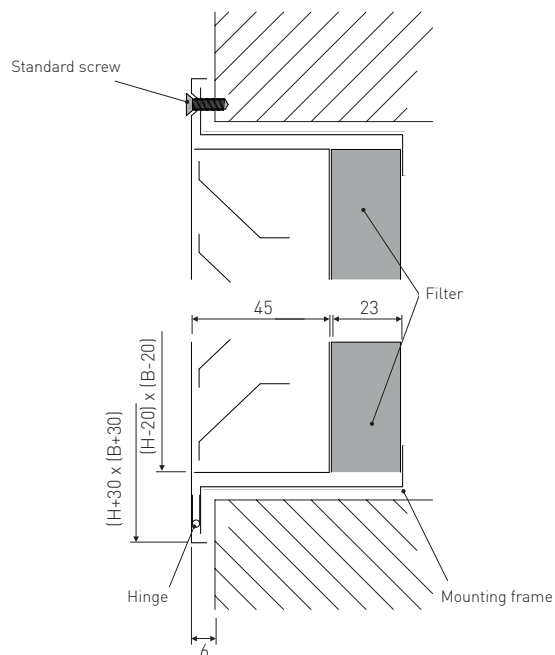
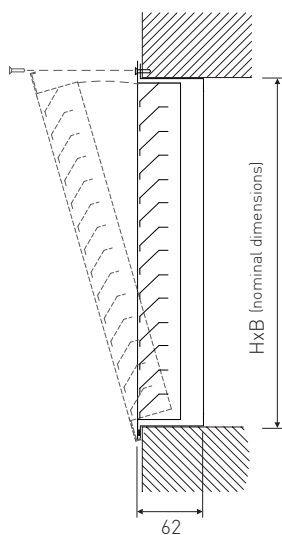
Fixing by screws on filter holder counter-frame

ACCESSORIES

The filter-holding grille is available in versions with hinge and centre screw, push&pull or with double frame (on request).

KF0812 flat filter cell th. 12 mm

DRAWINGS



GRA25FC

Filter-holding return grille

SELECTION TABLE

GRA25FC Model	A _k m ²	Q [m ³ /h]		L _{WA} [dB(A)]		Dpt [Pa]	
		min	max	min	max	min	max
200x200	0,0227	50	190	-	23	10	50
300x200	0,0353	80	280	-	24	10	50
400x200	0,0478	110	380	-	26	10	50
500x200	0,0604	140	480	-	27	10	50
600x200	0,0730	170	570	-	28	10	50
800x200	0,0982	220	760	-	30	10	50
200x300	0,0352	80	280	-	24	10	50
300x300	0,0548	120	430	-	27	10	50
400x300	0,0744	170	580	-	28	10	50
500x300	0,0940	210	720	-	29	10	50
600x300	0,1136	250	870	-	30	10	50
800x300	0,1528	330	1160	-	32	10	50
200x400	0,0478	110	380	-	26	10	50
300x400	0,0744	170	580	-	28	10	50
400x400	0,1010	220	770	-	29	10	50
500x400	0,1276	280	970	-	31	10	50
600x400	0,1542	340	1160	-	32	10	50
800x400	0,2073	460	1560	-	33	10	50
200x500	0,0603	140	480	-	27	10	50
300x500	0,0939	210	720	-	29	10	50
400x500	0,1275	280	960	-	31	10	50
500x500	0,1611	350	1210	-	32	10	50
600x500	0,1947	420	1460	-	33	10	50
800x500	0,2619	560	1960	-	34	10	50
200x600	0,0729	160	570	-	28	10	50
300x600	0,1135	250	870	-	30	10	50
400x600	0,1541	340	1160	-	32	10	50
500x600	0,1947	430	1460	-	33	10	50
600x600	0,2353	510	1760	-	34	10	50
800x600	0,3165	690	2350	-	35	10	50
200x800	0,0980	220	760	-	30	10	50
300x800	0,1526	330	1160	-	32	10	50
400x800	0,2072	440	1560	-	33	10	50
500x800	0,2618	560	1960	-	34	10	50
600x800	0,3164	680	2350	-	35	10	50
800x800	0,4256	910	3150	-	37	10	50



Diffusion

Components
for perfect air
distribution in HVAC
systems

QUICK SELECTION CHART

