

GRA25

Fixed blade return grille



Diffusion

Components
for perfect air
distribution in HVAC
systems



Product

GRA25

Application

Wall mounted, return

Construction

Anodised aluminium or GRB25 white RAL 9016

SPECIFICATION

Return grille with 45° inclined fixed blades pitch 25 mm

MOUNTING

Standard with clips (screws on request)

ACCESSORIES

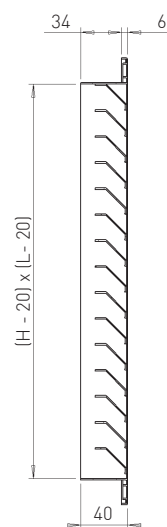

KSEL opposed-blade balancing damper.

KCTC mounting sub-frame.

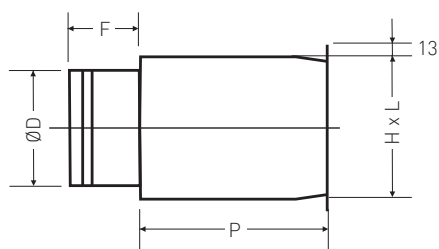
PBOS/PBOI Standard or insulated galvanised steel plenum.

R bird screen

DRAWINGS

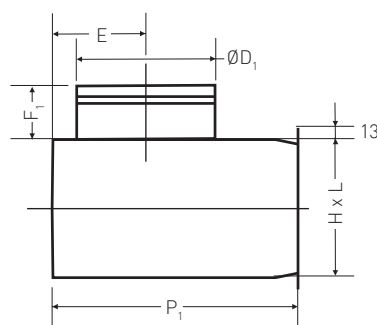


GRA25



PBOS-PBOI

Plenum with rear connection



PBVS-PBVI

Plenum with side connection

GRA25

Fixed blade return grille

SELECTION TABLE

GRA25 Model	A _k m ²	Q [m ³ /h]		L _{WA} [dB(A)]		Dpt [Pa]	
		min	max	min	max	min	max
200x100	0,0101	50	120	-	25	5	30
300x100	0,0157	70	180	-	27	5	30
400x100	0,0213	100	240	-	28	5	30
500x100	0,0269	120	310	-	30	5	30
600x100	0,0325	150	370	-	31	5	30
800x100	0,0437	200	500	-	33	5	30
1000x100	0,0548	250	620	-	34	5	30
1200x100	0,0660	310	750	-	35	5	30
200x150	0,0164	80	190	-	27	5	30
300x150	0,0255	120	290	-	30	5	30
400x150	0,0346	160	390	-	31	5	30
500x150	0,0437	200	500	-	33	5	30
600x150	0,0528	250	600	-	34	5	30
800x150	0,0709	330	810	-	35	5	30
1000x150	0,0891	410	1010	-	36	5	30
1200x150	0,1073	500	1220	20	38	5	30
200x200	0,0227	110	260	-	29	5	30
300x200	0,0353	160	400	-	31	5	30
400x200	0,0478	220	540	-	33	5	30
500x200	0,0604	280	690	-	34	5	30
600x200	0,0730	340	830	-	35	5	30
800x200	0,0982	460	1120	-	37	5	30
1000x200	0,1234	570	1400	21	38	5	30
1200x200	0,1486	690	1690	22	39	5	30
200x300	0,0352	160	400	-	31	5	30
300x300	0,0548	250	620	-	34	5	30
400x300	0,0744	350	850	-	36	5	30
500x300	0,0940	440	1070	-	37	5	30
600x300	0,1136	530	1290	21	38	5	30
800x300	0,1528	710	1740	22	40	5	30
1000x300	0,1920	890	2190	23	41	5	30
1200x300	0,2312	1070	2630	24	42	5	30
200x400	0,0478	220	540	-	33	5	30
300x400	0,0744	350	850	-	36	5	30
400x400	0,1010	470	1150	-	37	5	30
500x400	0,1276	590	1450	21	38	5	30
600x400	0,1542	720	1750	22	39	5	30
800x400	0,2073	960	2360	24	41	5	30
1000x400	0,2605	1210	2970	25	42	5	30
1200x400	0,3137	1460	3570	26	43	5	30



Diffusion

Components
for perfect air
distribution in HVAC
systems

GRA25 Model	A _k m ²	Q [m ³ /h]		L _{WA} [dB(A)]		Dpt [Pa]	
		min	max	min	max	min	max
200x500	0,0603	280	690	-	34	5	30
300x500	0,0939	440	1070	-	37	5	30
400x500	0,1275	590	1450	21	38	5	30
500x500	0,1611	750	1830	23	40	5	30
600x500	0,1947	900	2220	23	41	5	30
800x500	0,2619	1220	2980	25	42	5	30
1000x500	0,3291	1530	3750	26	44	5	30
1200x500	0,3963	1840	4510	27	45	5	30
200x600	0,0729	340	830	-	35	5	30
300x600	0,1135	530	1290	21	38	5	30
400x600	0,1541	720	1750	22	40	5	30
500x600	0,1947	900	2220	23	41	5	30
600x600	0,2353	1090	2680	25	42	5	30
800x600	0,3165	1470	3600	26	44	5	30
1000x600	0,3977	1850	4530	28	45	5	30
1200x600	0,4789	2230	5450	29	46	5	30
200x800	0,0980	460	1120	-	37	5	30
300x800	0,1526	710	1740	22	40	5	30
400x800	0,2072	960	2360	24	41	5	30
500x800	0,2618	1220	2980	25	42	5	30
600x800	0,3164	1470	3600	26	44	5	30
800x800	0,4256	1980	4850	28	45	5	30
1000x800	0,5348	2490	6090	29	46	5	30
1200x800	0,6440	2990	7330	30	47	5	30
595x595	0,1957	910	2230	24	41	5	30

GRA25

Fixed blade return grille

QUICK SELECTION CHART

