


F18 2

Rigid pocket filters in microfibre



Filtration

Solutions for well-being
of every breath



Product

F18 2

Material

Self-draining in MOPLEN, rigid PU sealing system

Filter media

Water-repellent glass microfibre, reinforced multilayer structure

SPECIFICATIONS

2-rigid pocket glass microfibre bag filters, model F18 2, consisting of a robust self-draining MOPLEN (PPE) frame, flame-retardant water-repellent glass microfibre filter media and reinforced multilayer structure. Class from M6 to F9. Rigid PU sealing system. Black colour.

FUNCTIONS

Thanks to their reduced depth and higher mechanical resistance compared to limp pockets, used in civil and industrial systems they ensure longer life and greater installation economy combined with high reliability.

APPLICATIONS

Rigid pocket filters are used in civil and industrial systems where very high performance is required. They are suitable for use in electronics and food industries, laboratories, and as a second stage in hospital and pharmaceutical environments.

TECHNICAL FEATURES

	F18 2 65	F18 2 85	F18 2 95	F18 2 98
Regenerability	No	No	No	No
Colorimetric efficiency (%)	65	85	95	98
Class EN 779	M6	F7	F8	F9
ISO 16890	ePM10 75%	ePM1 50%	ePM1 60%	ePM1 85%
EUROVENT 4/5 Classification	EU6	EU7	EU8	EU9
Recommended final pressure drop (Pa)	600	600	600	600
Average efficiency, Em % 0.4 µm%	60 ≤ Em < 80	80 ≤ Em < 90	90 ≤ Em < 95	Em ≥ 95
Limit temperature value (°C)	70	70	70	70
Relative humidity (%)	100	100	100	100

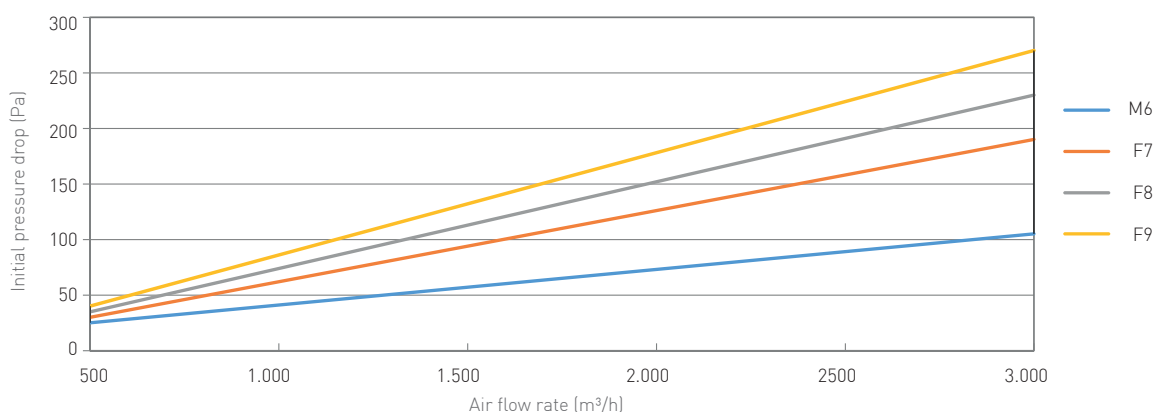
F18 2

Rigid pocket filters in microfibre

PERFORMANCE CURVES

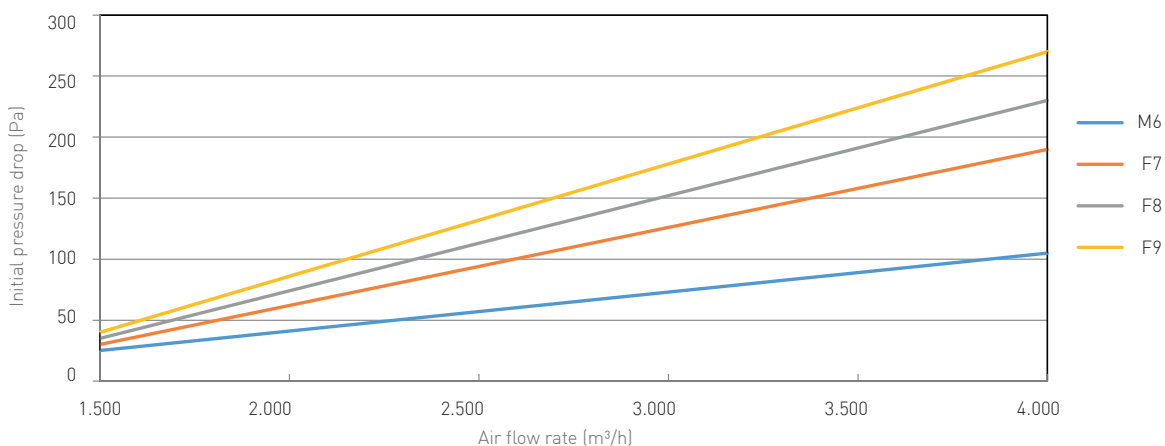
F18 2

Dimensions 287 x 592 x 292 mm



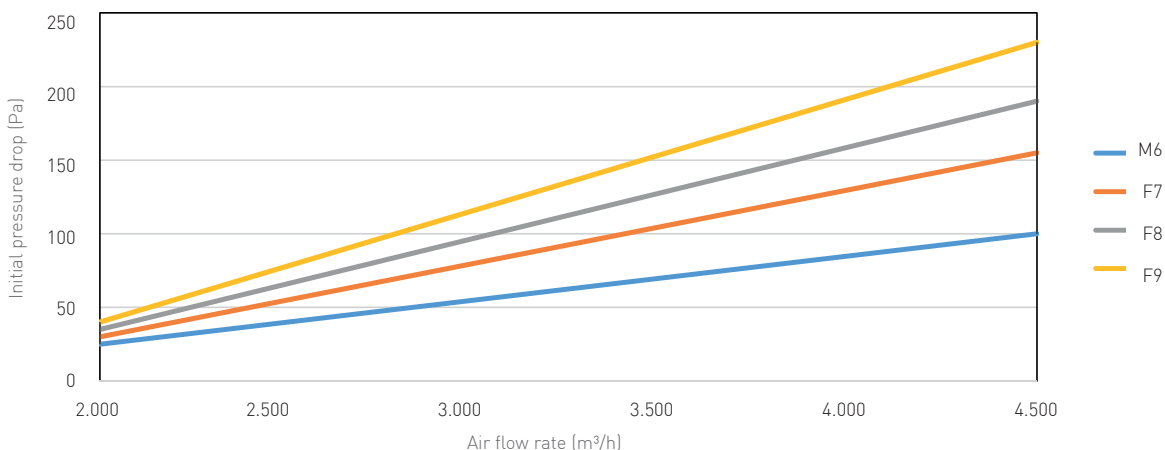
F18 2

Dimensions 490 x 592 x 592 mm



F18 2

Dimensions 592 x 592 x 292 mm





INSTALLATION

The installation of rigid pocket filters offers numerous alternatives compared to soft pocket filters. The rigid structure offers the air flow the entire available filtering surface; for this reason they can be installed in horizontal, vertical and in-duct positions using appropriate modules.

MAINTENANCE

This type of filter is not regenerable, therefore complete filter replacement is recommended when the recommended final pressure drop is reached.

DISPOSAL

Rigid pocket filters use materials that can be completely incinerated/disposed of without the emission of any toxic gas.

DIMENSIONS

Model	Dimensions W x H x D	Air flow rate	Surface filter	Pressure drop initial	Volume	Wt.
	mm	m ³ /h	m ²	Pa	m ³	kg
F18 2 65	287 x 592 x 292	1700	4	62	0,05	2,2
	490 x 592 x 292	2830	8	62	0,08	2,7
	592 x 592 x 292	3400	10	62	0,10	4,5
F18 2 85	287 x 592 x 292	1700	4	110	0,05	2,2
	490 x 592 x 292	2830	8	110	0,08	2,7
	592 x 592 x 292	3400	10	110	0,10	4,5
F18 2 95	287 x 592 x 292	1700	4	136	0,05	2,2
	490 x 592 x 292	2830	8	136	0,08	2,7
	592 x 592 x 292	3400	10	136	0,10	4,5
F18 2 98	287 x 592 x 292	1700	4	160	0,05	2,2
	490 x 592 x 292	2830	8	160	0,08	2,7
	592 x 592 x 292	3400	10	160	0,10	4,5